

Experimental investigation of soil pH Engineering with eco enzyme to improve grounding performance

I Wayan Jondra¹, Zulkurnain Abdul-Malek², I Nengah Sunaya¹, Made Sudana³, I Made Purbawa¹

¹Electrical Department, Politeknik Negeri Bali, Bali, Indonesia

²Institute of High Voltage and High Current (IVAT), Faculty of Electrical Engineering, Universiti Teknologi Malaysia, Malaysia

³Mechanical Department, Politeknik Negeri Bali, Bali, Indonesia.

Article Info

Article history:

Received Jul 16, 2025

Revised Dec 22, 2025

Accepted Mar 4, 2026

Keywords:

Eco enzyme
Engineering
Grounding
Resistance
Soil

ABSTRACT

The reliability of electric power distribution, in mitigating fault and disturbances, is strongly influenced by the effectiveness of grounding systems. A key factor in achieving low grounding resistance an essential requirement per construction and safety standards is soil condition. High grounding resistance is frequently observed in field implementations and is closely linked to soil resistivity, type, stratification, moisture content, and acidity (pH). This quantitative applied research addresses the persistent challenge of high grounding resistance by experimenting with investigating six grounding system models subjected to varying soil acidity levels. The study introduces the use of eco enzyme as a natural additive to modify soil pH and examines its effect on grounding resistance. Findings reveal that eco enzyme application successfully lowers soil pH, with an optimal reduction in grounding resistance observed at pH 3.8 achieving a drop from 40 ohms to 9 ohms. However, further lowering the pH below 3.8 results in a rise in resistance, indicating a threshold where acidic conditions become counterproductive. This research opens opportunities for broader applications of eco enzyme-treated soil in non-rod electrode systems and across diverse soil types, suggesting promising pathways for enhancing grounding systems in various environmental conditions.

This is an open access article under the [CC BY-SA](https://creativecommons.org/licenses/by-sa/4.0/) license.



Corresponding Author:

I Wayan Jondra

Electrical Department, Politeknik Negeri Bali

Kampus Bukit, Jimbaran, South Kuta, Badung Regency, Bali 80364

Email: wjondra@pnb.ac.id

1. INTRODUCTION

The reliability of electric power distribution against internal and external disturbances is strongly supported by the presence of low grounding resistance [1]–[8]. Therefore, during the construction process, technicians always perform grounding resistance testing with an earth tester after completing the grounding installation. The earth tester functions by applying a test voltage to the grounding and test stakes, measuring the resulting current flow, and then displaying the calculated grounding resistance [2], [9].

In the construction of distribution system installations, many grounding resistance issues are found to exceed the requirements specified in construction standards [10]–[12]. Grounding resistance is influenced by several factors, including soil resistivity, soil type, soil layers, soil moisture, and soil acidity. Soil resistivity can be reduced by adding water, replacing the existing soil with lower-resistivity soil, or applying additives [11], [13], [14]. However, most of the currently used additives are derived from industrial processing of mining products, which are often less environmentally friendly.

An interesting finding from previous research is the relationship between low soil acidity and low soil resistivity. Soil acidity is directly proportional to soil resistivity and inversely proportional to electrical conductivity: as acidity decreases, soil resistivity also decreases, leading to increased electrical conductivity [9], [11], [15]–[20]. This insight calls for further research into engineering soil resistivity through acidic solutions with low pH levels.

One such acidic solution is eco enzyme, which can reach pH values as low as 3. The advantage of eco enzyme lies in its natural origin—it is produced by fermenting molasses with organic vegetable or fruit waste [21]–[24]. As a naturally derived material, eco enzyme can be used to adjust soil acidity levels without damaging the natural properties of surrounding soil [13], [14], [23], [25].

This research presents a significant challenge while offering new potential for the added value of eco enzyme. It contributes to promoting zero-waste awareness and provides the additional benefit of enhancing the safety of homes and properties by reducing the risk of installation failure or lightning strikes. Furthermore, if eco enzyme is produced in excess, it can be marketed to improve the quality of grounding installations in power distribution systems.

In this study, soil is treated with eco enzyme at varying acidity levels to observe the corresponding variations in grounding resistance [11], [12], [26]. One common technique to reduce soil resistivity involves chemical treatment within the grounding system [27], [28]. Typically, chemical materials are mixed with natural soil, and the grounding electrode is placed inside a trench filled with this mixture [29], [30], forming an interface between the soil and electrode.

This research also focuses on reconditioning the chemical composition of natural soil to achieve specific acidity levels, thereby increasing electrical conductivity and reducing soil resistivity. The study introduces two key novelties: first, the chemical treatment of natural soil is conducted not in a trench but in a drilled hole; and second, the acidic material used is eco enzyme an environmentally friendly alternative to industrial additives

2. METHOD

This research was conducted through the following three stages: grounding system modeling, grounding resistance measurement and data analysis [31]–[33]. Figure 1 displayed the sample processed in three stages (Figures 1(a)–1(f)).

Stage 1: Grounding system modeling: Six grounding system models were prepared, following these steps: step (1) Testing the acidity level of natural soil: A borehole was made for each model to insert a grounding rod, with a depth of 1.2 meters and a diameter of 0.11 meters, yielding approximately 0.011 cubic meters of natural soil per hole. The excavated soil was collected in a container for treatment. Step (2) Engineering soil acidity using eco enzyme: The natural soil from each borehole was mixed with different ratios of clean water and eco enzyme to create varying pH levels. Lower pH corresponds to higher (H^+), while higher pH corresponds to lower (H^+) [17]: Model 1: 8 liters of clean water (control). Model 2: 6 liters of clean water + 2 liters of eco enzyme. Model 3: 4 liters of clean water + 4 liters of eco enzyme. Model 4: 2 liters of clean water + 6 liters of eco enzyme. Model 5: 8 liters of eco enzyme. The mixtures were thoroughly stirred in containers until homogeneous. Step (3) Soil conditioning and application: The engineered soil mixtures were allowed to stand for at least 1 hour to ensure the eco enzyme fully permeated the soil. Afterward, the soil was re-stirred to ensure homogeneity and suitable consistency for backfilling. The engineered soil was then gradually poured back into the original borehole. During the pouring process, a 22 mm diameter iron pipe was used to pierce the mixture to prevent air pockets. The filled borehole was left to settle for a minimum of 1 hour. A 20 mm diameter grounding copper electrode was then inserted into the center of the compacted engineered soil to ensure optimal contact between the soil and the electrode. As a control, a grounding rod was also installed in natural soil without drilling.

Stage 2: Grounding resistance and soil moisture testing: Grounding resistance and soil moisture near each ground rod were measured weekly for a duration of 8 weeks, at three different times each day: 08:00, 12:00, and 16:00. Grounding resistance was tested using a ground resistance tester with 7 meters distance each electrode and grounding samples, which operates by applying voltage to the electrode and measuring the resulting current flow [27]. The resistance value is indicated directly on the device in ohms [10], [11], [14], [19], [34]. The pH level was measured by the conductivity test with the electrical test method [15], [18].

Stage 3: Soil resistivity analysis: In the final stage, the soil resistivity was analyzed mathematically and statistically using the data obtained from grounding resistance measurements. Soil resistivity was calculated using established (1) [13], [30], [34]–[36]. The findings were then interpreted to draw conclusions regarding the effectiveness of eco enzyme in engineering soil for grounding performance.



Figure 1. Samples processed, (a) boring and soil container, (b) soil engineering, (c) backfilling, (d) electrode, (e) pH level testing, and (f) Grounding resistance testing

$$Rg = \frac{\rho}{2\pi L} \{ \ln\left(\frac{4L}{r}\right) - 1 \} \tag{1}$$

Where, Rg is resistance to the ground (ohm), ρ is soil’s resistivity (ohmmeter), π =3.14, L is rod length (m), and r is rod radius (m).

3. RESULTS AND DISCUSSION

After completing the modeling process as described in the research methodology above, the following illustrations and photographs present the grounding system models tested in this study. Based on Figure 2, shows that in this study six samples were examined by earth tester, one sample was an electrode inserted into natural soil, the other six samples were electrodes inserted into reconditioned soil. Figure 2(a) the following can be explained: (1) Natural soil refers to the original, undisturbed soil at the research site, (E1) ground rods inserted directly into natural soil without prior drilling represent sample 1, (E2) ground rod sampel 2, (E3) ground rod sampel 3, (E4) ground rod sampel 4, (E5) ground rod sampel 5, (E6) ground rod sampel 6, five samples of ground rods embedded at the center of the engineered soil within drilled holes. The soil (2), (3), (4), (5), (6) is engineered soil consists of five variations, each created by mixing natural soil with different doses of eco enzyme. Figure 2(b) can be explained: (7) Earth tester instrument is shown, used for measuring grounding resistance, (8) Photographs of actual ground rods illustrate the physical setup, (9) Vegetation such as grass growing on the natural soil surface is visible. The natural soil at the site is primarily clay, extending to a depth of 1.2 meters. Below this depth, a layer of white solid stone is present.

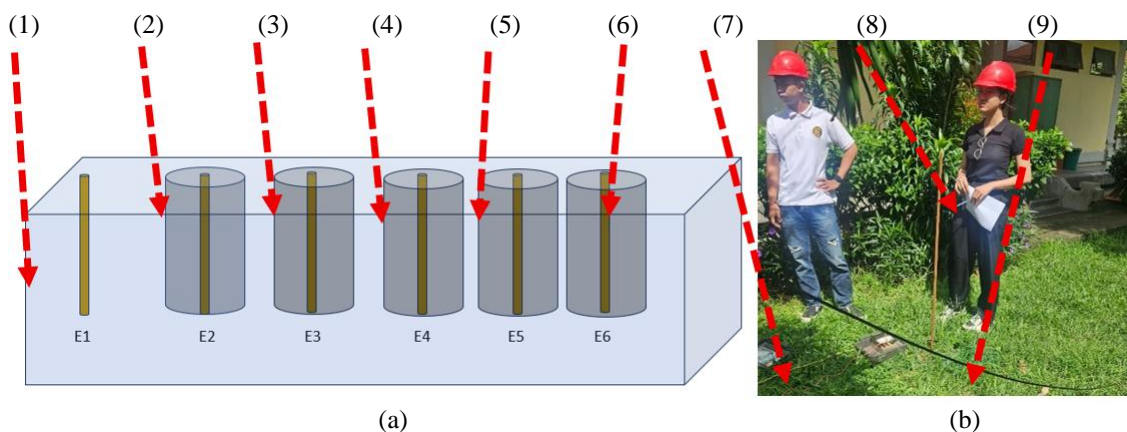


Figure 2. Grounding models (a) graphical illustration and (b) installed ground rod

After the grounding models were constructed, tests were conducted to measure soil acidity (pH) and grounding resistance (Rg). These tests were performed weekly until the acidity levels stabilized-observed during the sixth, seventh, and eighth weeks. Using (1), soil resistivity (ρ) was calculated based on known electrode depth (1.2 m) and radius (20 mm). The test results and corresponding analysis are presented in Table 1 and a graph in Figure 3.

Figure 3 presents the results of this study, demonstrating that soil acidity levels significantly affect the resistance of the grounding system. A key novelty of this research lies in the added value of eco enzymes, which influence soil pH and, consequently, grounding performance. As shown in Figure 3(a), soil pH began to stabilize at approximately 3.8 during the sixth week, coinciding with the lowest recorded grounding resistance of 9 ohm a notable reduction from the initial value of 40 ohms.

The corresponding decrease in soil resistivity from 432.74 ohm-meters to 97.36 ohm-meters contributed directly to the reduction in grounding resistance, as indicated by the calculation results in Table 1 and illustrated in Figure 3(b). An important finding from this study, highlighted in Figure 3(a), is that excessively low soil acidity leads to increased grounding resistance. Specifically, when the soil pH dropped to 3.4, the resistance increased from 11 ohms to 12 ohms. A more pronounced rise in resistance from 12 ohms to 22 ohms was observed when the pH dropped further to 3.0. This indicates that while lowering pH can enhance conductivity up to a point, excessive acidity becomes counterproductive for grounding performance.

Table 1. Results of acidity level, grounding resistance and soil resistivity calculations

Week	Variable	E1	E2	E3	E4	E5	E6
1	pH	6.2	4.2	4	3.8	3.4	3
	Rg (Ohm)	40	18	12	11	12	22
	ρ (Ohm-m)	432.74	194.73	129.82	119	173.09	238.01
2	pH	6.2	4.2	4	3.8	3.7	3.2
	Rg (Ohm)	40	19.67	16	11	11.67	22
	ρ (Ohm-m)	432.74	212.8	173.09	119	126.25	238.01
3	pH	6.2	4.2	4.1	3.8	3.7	3.5
	Rg (Ohm)	40	20	14.67	11.67	11	14
	ρ (Ohm-m)	432.74	216.37	158.71	126.25	119	151.46
4	pH	6.2	4.2	4.1	3.8	3.6	3.5
	Rg (Ohm)	40	18.33	13.67	11.33	11.33	14
	ρ (Ohm-m)	432.74	198.3	147.89	122.57	122.57	151.46
5	pH	6.2	4.2	4.1	4	3.8	3.7
	Rg (Ohm)	40	18.33	13.67	11.33	10.33	10.67
	ρ (Ohm-m)	432.74	198.3	147.89	122.57	111.75	115.43
6	pH	6.2	4.2	4.1	4.1	3.9	3.8
	Rg (Ohm)	40	18	11	11	10	9.33
	ρ (Ohm-m)	432.74	194.73	119	119	108.18	100.93
7	pH	6.2	4.2	4.1	4.1	3.9	3.8
	Rg (Ohm)	40	18	11	11	10	9
	ρ (Ohm-m)	432.74	194.73	119	119	108.18	97.36
8	pH	6.2	4.2	4.1	4.1	3.9	3.8
	Rg (Ohm)	40	18	11	11	10	9

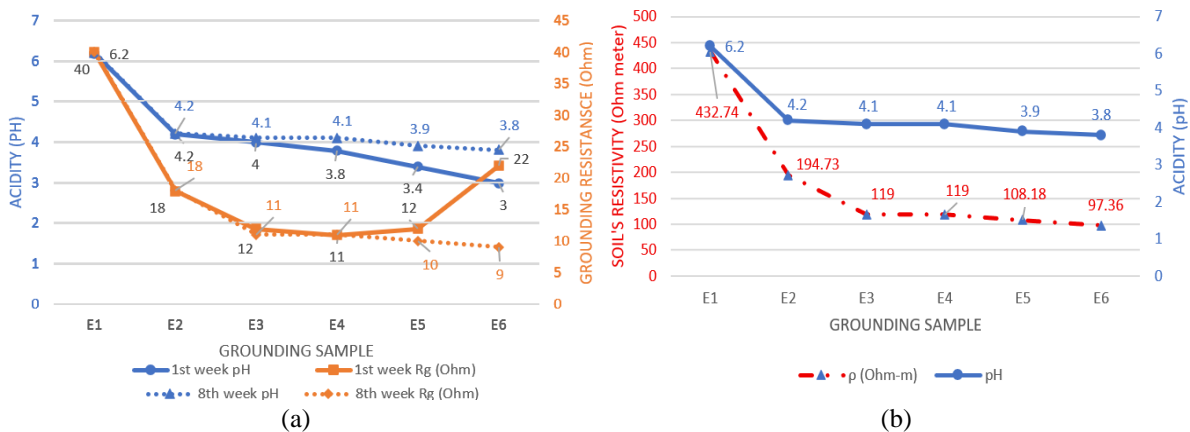


Figure 3. Effect of acidity level on grounding resistance and soil resistivity: (a) the effect of acidity level on grounding resistance in the first and 8th week, (b) the effect of acidity level on soil resistivity in the 8th week

4. CONCLUSION

This research found that mixing eco enzyme to engineer soil acidity significantly impacts the performance of grounding systems. Using a 1.2-meter-deep grounding rod with a radius of 0.1 meters, the grounding resistance was reduced from 40 ohms to as low as 9 ohms. However, careful control of the eco enzyme dosage is essential to achieve an optimal soil pH of 3.8 over time. If the acidity level drops to 3.4 or lower, soil resistivity increases, leading to a corresponding rise in grounding resistance. This study provides a promising foundation for further research, particularly involving different types of electrodes or natural soil variations, to explore the broader applicability of eco-enzymes in improving grounding system performance.

FUNDING INFORMATION

Grateful thanks to the Director of Bali State Polytechnic for funding this research through an institutional excellence program competition grant, with contract number: 04435/PL8/AL.04/2025.

AUTHOR CONTRIBUTIONS STATEMENT

This journal uses the Contributor Roles Taxonomy (CRediT) to recognize individual author contributions, reduce authorship disputes, and facilitate collaboration.

Name of Author	C	M	So	Va	Fo	I	R	D	O	E	Vi	Su	P	Fu
I Wayan Jondra	✓	✓	✓	✓	✓	✓		✓	✓	✓			✓	✓
Zulkurnain Abdul-Malek		✓								✓		✓		
Nengah Sunaya	✓			✓			✓	✓		✓	✓		✓	✓
Made Sudana	✓						✓						✓	
I Made Purbawa										✓			✓	✓

- | | | |
|-----------------------|--------------------------------|----------------------------|
| C : Conceptualization | I : Investigation | Vi : Visualization |
| M : Methodology | R : Resources | Su : Supervision |
| So : Software | D : Data Curation | P : Project administration |
| Va : Validation | O : Writing - Original Draft | Fu : Funding acquisition |
| Fo : Formal analysis | E : Writing - Review & Editing | |

CONFLICT OF INTEREST STATEMENT

The authors state no conflict of interest.

DATA AVAILABILITY




Derived data supporting the findings of this study are available from the first author [Jondra] on request.

REFERENCES




- [1] N. M. Karmiathi and P. M. P. Yoga, "The grounding resistance improvement of distribution substation using multiple rods and wood charcoal as soil treatment," *MATRIX: Jurnal Manajemen Teknologi dan Informatika*, vol. 13, no. 1, pp. 33–41, 2023, doi: 10.31940/matrix.v13i1.33-41.
- [2] C. Li, X. Wen, L. Guo, J. Chen, J. Chen, and H. Lu, "Hazard evaluation of ground potential difference within grounding grid on personal safety under impulse current," *IET Science, Measurement and Technology*, vol. 15, no. 6, pp. 544–550, 2021, doi: 10.1049/smt2.12055.
- [3] J. Andruszkiewicz, J. Lorenc, B. Olejnik, A. Weychan, and B. Staszak, "Method of reducing the effects of repeated ignition during earth faults in compensated medium voltage networks," *Energies*, vol. 17, no. 1, 2024, doi: 10.3390/en17010093.
- [4] X. Zhang, Y. Liu, Z. Han, and H. Zhang, "Enhancing low-voltage distribution network safety through advanced residual current protection techniques," *Applied Sciences (Switzerland)*, vol. 14, no. 8, 2024, doi: 10.3390/app14083256.
- [5] F. D'Agostino, S. Grillo, R. Infantino, and E. Pons, "High-voltage shore connection systems: grounding resistance selection and short-circuit currents evaluation," *IEEE Transactions on Transportation Electrification*, vol. 8, no. 2, pp. 2608–2617, 2022, doi: 10.1109/TTE.2021.3137717.
- [6] Z. S. Al-Sagar, K. G. Mohammed, and M. S. Saleh, "Improving the performance of ground systems in electric distribution network," *International Journal of Applied Engineering Research*, vol. 13, no. 7, pp. 5093–5096, 2018, [Online]. Available: <http://www.ripublication.com>.
- [7] R. Zoro, R. Mefiardi, S. Hidayat, and R. Mardiana, "A field observation on lightning performance improvement of overhead distribution lines" *Journal of Engineering and Technological Sciences* vol. 41, no. 2, pp. 126–140, 2013, doi: 10.5614/itbj.eng.sci.2009.41.2.3.

- [8] S. C. Lim, C. Gomes, M. Z. A. A. Kadir, G. Nourirad, and Z. A. Malek, "Behaviour of backfill materials for electrical grounding systems under high voltage conditions," *Journal of Engineering Science and Technology*, vol. 10, no. 6, pp. 811–826, 2015.
- [9] S. C. Malanda, I. E. Davidson, E. Singh, and E. Buraimoh, "Analysis of soil resistivity and its impact on grounding systems design," *2018 IEEE PES/IAS PowerAfrica, PowerAfrica 2018*, pp. 324–329, 2018, doi: 10.1109/PowerAfrica.2018.8520960.
- [10] D. E. Putra, R. A. Yani, M. S. Sihan, C. Rizal, and N. Nofiansah, "The decreasing ground potential rise by lessening soil resistance in arrester grounding system," *IJEET: International Journal of Electrical Engineering and Information Technology*, vol. 6, no. 2, pp. 44–50, 2023, doi: 10.29138/ijeet.v6i2.2180.
- [11] A. E. T. Khalil, A. Z. El Dein, M. R. Hefny, M. Lehtonen, and M. M. F. Darwish, "Reinventing effective grounding systems via optimal soil composition, thickness, and replacement parameters under fault conditions," *IEEE Access*, vol. 13, pp. 102525–102552, 2025, doi: 10.1109/ACCESS.2025.3577577.
- [12] O. E. Gouda, A. Z. El Dein, S. Yassin, M. Lehtonen, and M. M. F. Darwish, "Investigation of soil resistivity impacts on the electrodes of grounding system subjected to lightning strikes," *IET Generation, Transmission and Distribution*, vol. 18, no. 21, pp. 3392–3406, 2024, doi: 10.1049/gtd2.13287.
- [13] A. Azmi, N. A. Ahmad, L. K. Yiew, and Z. Abdul-Malek, "The use of enhancement material in grounding system: A review," *Indonesian Journal of Electrical Engineering and Computer Science*, vol. 13, no. 2, pp. 453–460, 2019, doi: 10.11591/ijeecs.v13.i2.pp453-460.
- [14] A. G. Leal, A. E. Lazzaretti, H. L. L. Salamanca, "A systematic review on grounding impedance measurement in electrical installations," *Electric Power Systems Research*, vol. 214, part B, 2023, 108953, doi: 10.1016/j.epr.2022.108953.
- [15] D. L. Corwin and K. Yemoto, "Measurement of soil salinity: electrical conductivity and total dissolved solids," *Soil Science Society of America Journal*, vol. 83, no. 1, pp. 1–2, 2019, doi: 10.2136/sssaj2018.06.0221.
- [16] R. Mustafa and A. Ansari, "Comprehensive analysis of soil electrical conductivity: an experimental and machine learning approach," *Discover Civil Engineering*, vol. 1, no. 1, 2024, doi: 10.1007/s44290-024-00086-8.
- [17] D. A. Cherie, "Determination and correlation of ph and electrical conductivity of assosa agricultural research center sites soil," *Asian Soil Research Journal*, pp. 6–10, 2022, doi: 10.9734/asrj/2022/v6i330131.
- [18] N. Vandana, G. J. R. Suresh, T. Mitran, and S. G. Mahadevappa, "Digital mapping of soil ph and electrical conductivity using geostatistics and machine learning," *International Journal of Environment and Climate Change*, vol. 14, no. 2, pp. 273–286, 2024, doi: 10.9734/ijec/2024/v14i23944.
- [19] P. D. R. Dilushani, W. R. N. Nawodani, T. Bambaravanage, and K. A. . Udayakumar, "Soil resistivity analysis and earth electrode resistance determination," *IOSR Journal of Electrical and Electronics Engineering (IOSR-JEEE)*, vol. 15, no. 2, pp. 26–35, 2020.
- [20] S. Sukanta, S. Sunardiyo, and F. Ambarwati, "Prototype of temperature, humidity and soil ph measurement as a analysis tool soil resistance in grounding system," pp. 370–374, 2020, doi: 10.5220/0009011503700374.
- [21] A. Y. Ismail, M. F. Nainggolan, and A. P. Nauli, "Characterizing the chemical composition of eco-enzymes derived from vegetable and fruit sources," *International Journal of Design and Nature and Ecodynamics*, vol. 19, no. 3, pp. 1051–1060, 2024, doi: 10.18280/ijdne.190334.
- [22] S. Soleha *et al.*, "Optimization of pH on enzymatic activity of eco-enzyme averrhoa bilimbi L. in Plaju district, South Sumatra," *Jurnal Biota*, vol. 9, no. 2, pp. 72–79, 1970, doi: 10.19109/biota.v9i2.16460.
- [23] N. Benny, R. Shams, K. K. Dash, V. K. Pandey, and O. Bashir, "Recent trends in utilization of citrus fruits in production of eco-enzyme," *Journal of Agriculture and Food Research*, vol. 13, 2023, doi: 10.1016/j.jafr.2023.100657.
- [24] G. G. Gumilar, "Ecoenzyme production, characteristics, and applications: a review," *Jurnal Kartika Kimia*, vol. 6, no. 1, 2023, doi: 10.26874/jkk.v6i1.186.
- [25] J. Trifunovic and M. B. Kostic, "An Algorithm for Estimating the Grounding Resistance of Complex Grounding Systems Including Contact Resistance," in *IEEE Transactions on Industry Applications*, vol. 51, no. 6, pp. 5167–5174, Nov.–Dec. 2015, doi: 10.1109/TIA.2015.2429644.
- [26] C. Oria, C. Méndez, I. Carrascal, D. Ferreño, and A. Ortiz, "Degradation of the compression strength of spacers made of high-density pressboard used in power transformers under the influence of thermal ageing," *Cellulose*, vol. 30, no. 10, pp. 6539–6558, 2023, doi: 10.1007/s10570-023-05268-8.
- [27] S. C. Lim, C. Gomes, and M. Z. A. Ab Kadir, "Characterizing of bentonite with chemical, physical and electrical perspectives for improvement of electrical grounding systems," *International Journal of Electrochemical Science*, vol. 8, no. 9, pp. 11429–11447, 2013, doi: 10.1016/s1452-3981(23)13195-6.
- [28] O. E. Gouda and A. Z. El Dein, "Improving underground power distribution capacity using artificial backfill materials," *IET Generation, Transmission and Distribution*, vol. 9, no. 15, pp. 2180–2187, 2015, doi: 10.1049/iet-gtd.2015.0274.
- [29] S. Der Chen, C. K. Cheng, L. H. Chen, and J. F. Chen, "An experimental study on the electrical properties of fly ash in the grounding system," *International Journal of Emerging Electric Power Systems*, vol. 7, no. 2, pp. 1–19, 2006, doi: 10.2202/1553-779X.1284.
- [30] D. Kokkinos, N. Kokkinos, J. Koutsoubis, and A. Rousseau, "High frequency behavior of soil improver compounds," *2010 30th International Conference on Lightning Protection, ICLP 2010*, 2017, doi: 10.1109/ICLP.2010.7845968.
- [31] D. E. Putra *et al.*, "Comparison of grounding resistance using grounding rod electrodes with different fault current types in podzolic soil at prabumulih substation," *Journal of Renewable Energy, Electrical, and Computer Engineering*, vol. 3, no. 1, pp. 19–25, 2023, doi: 10.29103/jreece.v3i1.10270.
- [32] M. T. Sarker, M. Al Qwaid, M. S. Hossen, and G. Ramasamy, "Performance optimization of grounding system for multi-voltage electrical installation," *Applied Sciences (Switzerland)*, vol. 15, no. 15, 2025, doi: 10.3390/app15158600.
- [33] R. Kumar, K. Bansal, D. K. Saini, and I. P. S. Paul, "Development of empirical formulas and computer program with matlab gui for designing of Grounding System in Two Layer Soil Resistivity Model for High Voltage Air Insulated and Gas Insulated Substations," *Indian Journal of Science and Technology*, vol. 9, no. 28, pp. 1–7, 2016, doi: 10.17485/ijst/2016/v9i28/96515.
- [34] Ismujianto, Isdawimah, and N. Nadhiroh, "Improvement of electrical grounding system using bentonite," *Journal of Physics: Conference Series*, vol. 1364, no. 1, 2019, doi: 10.1088/1742-6596/1364/1/012063.
- [35] B. Zhang, J. Wu, H. Jinliang, and R. Zeng, "Analysis of transient performance of grounding system considering soil ionization by time domain method," *IEEE Transactions On Magnetics*, vol. 49, no. 5, pp. 1837–1840, 2013, doi: 10.1109/TMAG.2023.2243824.
- [36] R. Othman and Z. Abdul-Malek, "Circuit-based grounding electrode considering frequency dependence for different input current," *Indonesian Journal of Electrical Engineering and Computer Science*, vol. 20, no. 2, pp. 613–618, 2020, doi: 10.11591/ijeecs.v20.i2.pp613-618.




BIOGRAPHIES OF AUTHORS

I Wayan Jondra    is an assistant professor, in the electrical engineering department of the Bali State Polytechnic. He is an assessor in the competence of Electric Power Distribution, Generation, and Utilization of Electric Power at the Ministry of Energy and Mineral Resources of the Republic of Indonesia. He is currently an inventor who has 8 intellectual property rights certificates in the field of industrial design and 4 simple patent certificates. His current research focus is in the field of electric power distribution construction, batteries, and tools. He can be contacted at email: wjondra@pnb.ac.id.






Z. Abdul-Malek    received the B.E. degree in electrical and computer systems from Monash University, Melbourne, Australia, in 1989, the M.Sc. degree in electrical and electromagnetic engineering with industrial applications from the University of Wales Cardiff, Cardiff, U.K., in 1995 and the Ph.D. degree in high voltage engineering from Cardiff University, Cardiff, U.K., in 1999. He was a Lecturer with Universiti Teknologi Malaysia (UTM) for 36 years, where he is currently a Professor of High Voltage Engineering with the Faculty of Electrical Engineering. He is currently the Director of the Institute of High Voltage and High Current (IVAT), UTM. He has published two books and has authored and co-authored more than 100 papers in various technical journals and conference proceedings. His research interests include high-voltage instrumentation, lightning protection, detection and warning systems, partial discharges, nanodielectrics, and condition monitoring of power equipments. Professor Abdul-Malek is actively involved in many national committees. He is the Chairman, Working Group on High-Voltage and High-Current Test Techniques. He is also a member of IEC Certification Body Management Committee, Technical Committee on High Voltage Power Transmission, Working Group on High Voltage Switchgear and Controlgears, Technical Working Group for Electrical Testing, and Department of Standards IEC 17025 Technical Assessors. He is a member of the Power and Energy Society, Dielectrics and Electrical Insulation Society, and CIGRE. He can be contacted at email: zulkurnain@utm.my.






I Nengah Sunaya    is an associate professor, in the electrical engineering department of the Bali State Polytechnic. A lecturer in the field of power distribution systems and circuit panels. He has been conducting research in the field of distribution, protection and control systems. He is currently the head of the distribution workshop at the Bali State Polytechnic campus. His current research focus is in the field of electric power distribution construction, battery, and tools. He can be contacted at email: nengahsunaya@pnb.ac.id.



Made Sudana    is an Associate Professor, in the Department of Mechanical Engineering, Bali State Polytechnic. He is a lecturer who teaches courses in mechanical engineering practice, mechanical technology theory, workshop management theory, and measurement practice. He is currently focusing on conducting applied research related to the design of appropriate equipment to solve problems faced by society. He can be contacted at email: sudana@pnb.ac.id.



I Made Purbhawa    is an Assistant Professor, in the electrical engineering department of the Bali State Polytechnic. He is a lecturer who teaches courses in the fields of maintenance and repair practices of electrical equipment, electrical machine theory, transformers and electrical power distribution, and electrical work safety. He is currently focusing on conducting applied research related to improving the performance of the electric power distribution network. He can be contacted at email: purbhawa@pnb.ac.id.