

Radial basis function neural network for head roll prediction modelling in a motion sickness study

Sarah 'Atifah Saruchi¹, Mohd Hatta Mohammed Ariff², Mohd Ibrahim Shapiai³,
Nurhaffizah Hassan⁴, Nurbaiti Wahid⁵, Noor Jannah Zakaria⁶,
Mohd Azizi Abdul Rahman⁷, Hairi Zamzuri⁸

^{1,2,3,6,7,8}Malaysia-Japan International Institute of Technology, Universiti Teknologi Malaysia

^{4,5}Department of Electrical Engineering, Universiti Teknologi MARA

Article Info

Article history:

Received Oct 1, 2018

Revised Jan 9, 2019

Accepted Jan 25, 2019

Keywords:

Head roll prediction model

Lateral acceleration

Motion sickness

Radial basis function neural network

ABSTRACT

Motion Sickness (MS) is the result of uneasy feelings that occurs when travelling. In MS mitigation studies, it is necessary to investigate and measure the occupant's Motion Sickness Incidence (MSI) for analysis purposes. One way to mathematically calculate the MSI is by using a 6-DOF Subjective Vertical Conflict (SVC) model. This model utilises the information of the vehicle lateral acceleration and the occupant's head roll angle to determine the MSI. The data of the lateral acceleration can be obtained by using a sensor. However, it is impractical to use a sensor to acquire the occupant's head roll response. Therefore, this study presents the occupant's head roll prediction model by using the Radial Basis Function Neural Network (RBFNN) method to estimate the actual head roll responses. The prediction model is modelled based on the correlation between lateral acceleration and head roll angle during curve driving. Experiments have been conducted to collect real naturalistic data for modelling purposes. The results show that the predicted responses from the model are similar with the real responses from the experiment. In future, it is expected that the prediction model will be useful in measuring the occupant's MSI level by providing the estimated head roll responses.

Copyright © 2019 Institute of Advanced Engineering and Science.
All rights reserved.

Corresponding Author:

Mohd Hatta Mohammed Ariff,
Malaysia-Japan International Institute of Technology,
Universiti Teknologi Malaysia,
Jalan Sultan Yahya Petra, 54100 Kuala Lumpur, Malaysia.
Email: mohdhatta.kl@utm.live.my

1. INTRODUCTION

The main text format consists of a flat left-right columns on A4 paper (quarto). The margin text from Motion Sickness (MS) arises from uneasy feelings such as a headache, drowsiness and vomiting that can be experienced by the occupants while driving or riding in a moving vehicle [1-5]. Automotive researchers have devised many ideas to reduce and prevent MS for the improvement of the occupant's comfort level. In order to analyse the effectiveness of the MS mitigation strategies, it is important to calculate the MS to determine the sickness level of the occupants. Numerous researchers have used questionnaire methods to scale the MS level of the vehicle's occupants. One of the earliest types of questionnaire was the Pensacola Motion Sickness Questionnaire (MSQ) [6]. The final outcome of this questionnaire was expected to be vomiting. Other than that, there was also the Simulator Sickness Questionnaire (SSQ) which basically was intended to scale the simulator sickness, but has been also been used in cyber and virtual reality sickness studies [7-12]. However, the main disadvantage of the questionnaire is that the data collection cannot be administered during the actual running of the motion stimulus because it may distracts the occupants. In addition, the length of the questionnaire also contributes to the possibility of the respondents not being able to

answer the questions during the experiment. Other than by questionnaire, another method to quantify MS is by calculating the Motion Sickness Dose Value (MSDV) [13-15]. The measurement can be performed over short and long periods in separate equations. Electroencephalography (EEG) technology is another MS measuring tool. Data taken from the occupant's brain is used for measurement [16-18]. Wada et al. proposed a revised version of the 6 Degree-of-Freedom (DOF) Subjective Vertical Conflict (SVC) model to calculate the Motion Sickness Incidence (MSI) [19]. The MSI is defined as the percentage of people who vomit [20], [21]. The advantage of this mathematical model is that it does not require any kind of sensors or tools so it will not affect the overall operational cost. This model is also convenient because the MSI can be calculated online during the experiment or offline using the recorded experimental data.

In this study, the 6-DOF SVC model is assumed as the best MS measuring method compared to the others due to its advantages. The calculation is made based on the information from the vehicle lateral acceleration and the occupant's head roll angle. The response of the lateral acceleration and the occupant's head roll angle can be obtained by installing sensors in the vehicle and by attaching sensors on the occupant's head. However, this would normally not be practical and could be considered as improper to attach sensors on the occupant's head during driving. It is much easier and reduces the operational cost if the occupant's head roll angle can be predicted instead of measuring it directly. Therefore, this study proposes the use of the Radial Basis Function Neural Network (RBFNN) method for occupant's head roll prediction modelling in the MS study.

One way to predict the head roll movement is by referring to the correlation of the vehicle lateral acceleration and the occupant's head roll angle during cornering [19, 22]. Based on previous studies, it has been proven that when driving round a curve, the passenger's head roll angle is synchronised with the lateral acceleration direction. On the other hand, under the same scenario the driver's head roll angle is against the lateral acceleration direction [22, 23]. Figure 1 shows the general head movement behaviour of the occupants with respect to the lateral acceleration. The main idea of the modelling is to generate predicted head roll responses from the information of the vehicle lateral acceleration.

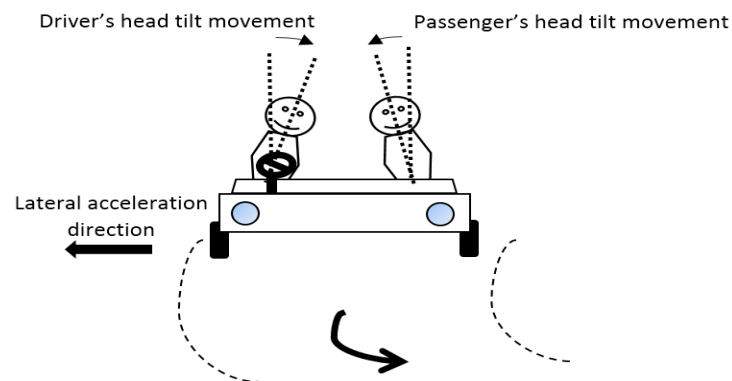


Figure 1. General head movement of the occupants with respect to the lateral acceleration during cornering

Previous research has identified the correlation between the vehicle lateral acceleration and the occupant's head roll angle and this has been modelled by using Linear Transfer Function, Hammerstein-Wiener and Artificial Neural Network (ANN) methods [24-26]. Alternatively, this current study focuses on modelling the correlation to generate a head roll prediction model via RBFNN. The RBFNN is a feedforward ANN which consists of three layers and uses a Radial Basis Function (RBF) as its activation function. The selection of RBFNN is due to its advantages which include the ability to forecast any continuous function with the prospective accuracy, local generalisation ability and rapid convergence speed [27].

2. RESEARCH METHOD

2.1. Experimental Setup

A slalom driving course has been designed based on the previous works conducted by Wada et al. to collect real naturalistic data of the lateral acceleration, the passenger's head roll angle and the driver's head roll angle during cornering [23]. Figure 2 illustrates the track with six cones. The gap between each cone is 20 metres. The nominal frequency of the lateral acceleration for this customized test track is 0.21 Hz, which

is a frequency that provokes MS. Ten participants regardless of age, sex and skills participated in this experiment. Each participant took part as both a driver and a passenger. The drivers were instructed to drive in a slalom driving style through the cones at a constant velocity of 30 km/h. Meanwhile, the passengers were asked to tilt their heads naturally during the slalom test. One motion sensor was placed on a flat space in the vehicle to record the lateral acceleration data. Meanwhile, another two motion sensors were attached to the caps of both the passenger and the driver to acquire the head roll angle data. Figure 3 shows an overview of the placement of the motion sensors.




Figure 2. Slalom driving course



Figure 3. Overview of the placement of the motion sensors

2.2. Modelling via RBFNN

Figure 4 shows the structure of the RBFNN that was used in this study. It should be noted that the models for the passenger and the driver were developed separately. It consists of an input layer with a single input vector, a nonlinear hidden layer with Gaussian RBF and a linear output layer. The input, x for the model was the lateral acceleration. The output, y was the predicted head roll angle of the passenger or the driver. Based on the experimental results, two RBFNN models were built in which one was a predictor of the passenger’s head roll angle and the other was a predictor of the driver’s head roll angle.

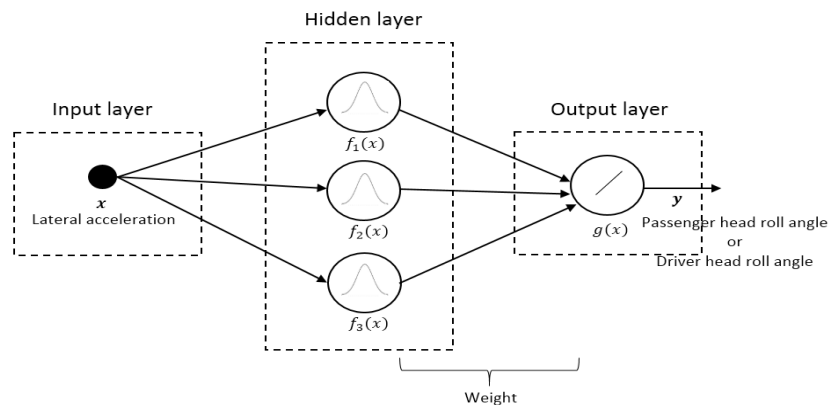


Figure 4. The structure of the RBFNN

The number of hidden neurons was selected based on the well-known Kolmogorov Theorem. Using this theory, the appropriate number of hidden neurons was calculated based on the $2n + 1$ formula, where n is equal to the number of inputs. Thus, for this study, the chosen number of hidden neurons was 3. The equation of the Gaussian function in the hidden layer can be expressed as [28-30],

$$f(x) = \exp\left(\frac{-\|x-c_j\|^2}{\sigma^2}\right) \quad (1)$$

where, c is the centre point and σ is the RBF spread that is determined empirically. As the spread value in the Gaussian function may affect the accuracy of the model construction, this study implemented the trial and error method to seek the most suitable spread value. The spread was varied from a small value until the value where the output results were saturated. The procedure of adding the spread value, training and testing was repeated until satisfying results were obtained. Considering the Gaussian function in Equation (1), the output of the network can be expressed as,

$$g(x) = \sum_{j=1}^N w_j \exp\left(\frac{-\|x-c_j\|^2}{\sigma^2}\right) \quad (2)$$

where, w is the weight. Details of the equations for passenger and driver models can be referred to in the Appendix.

3. RESULTS AND ANALYSIS

The performance of the model was determined by the regression value, training error and the testing error. Figure 5 shows the regression results of the model. As the spread value increased, the regression also increased and finally became saturated. The saturated regression results were assumed to be an indicator to determine that the spread value was already ample. The regression result which was above 0.9, further strengthened the notion that the vehicle's lateral acceleration was correlated with the head roll angle of the passenger and the driver during slalom driving. The training error during the modelling training phase is presented in Figure 6. As the spread value increased, the error decreased and started to saturate.

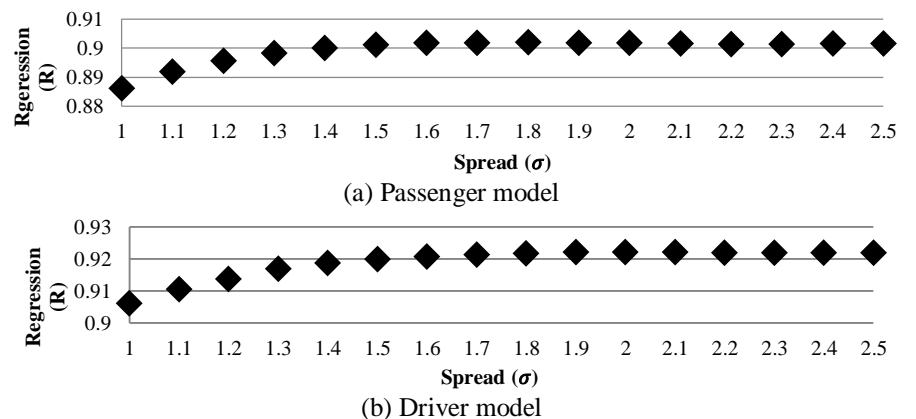


Figure 5. Regression results

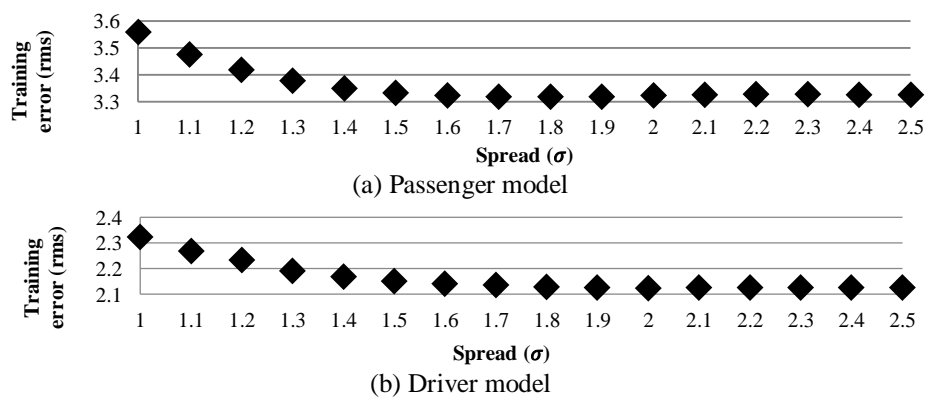


Figure 6. Training error results

Lastly, the model was validated in the testing phase. Data from the passenger’s and the driver’s experimental data collection were taken respectively before the network training process and both were recognised as unseen data. The unseen data was compared with the predicted data arising from the RBFNN model to analyse the generalisation ability of the model. Figure 7 show the comparison results for the unseen and the predicted responses for both the passenger and the driver models. The comparison results show that the predicted responses were reasonably similar in pattern with the unseen data. For the sake of analysis, the Root-Mean-Square (RMS) value of the comparison error has been calculated and presented in Figure 8.

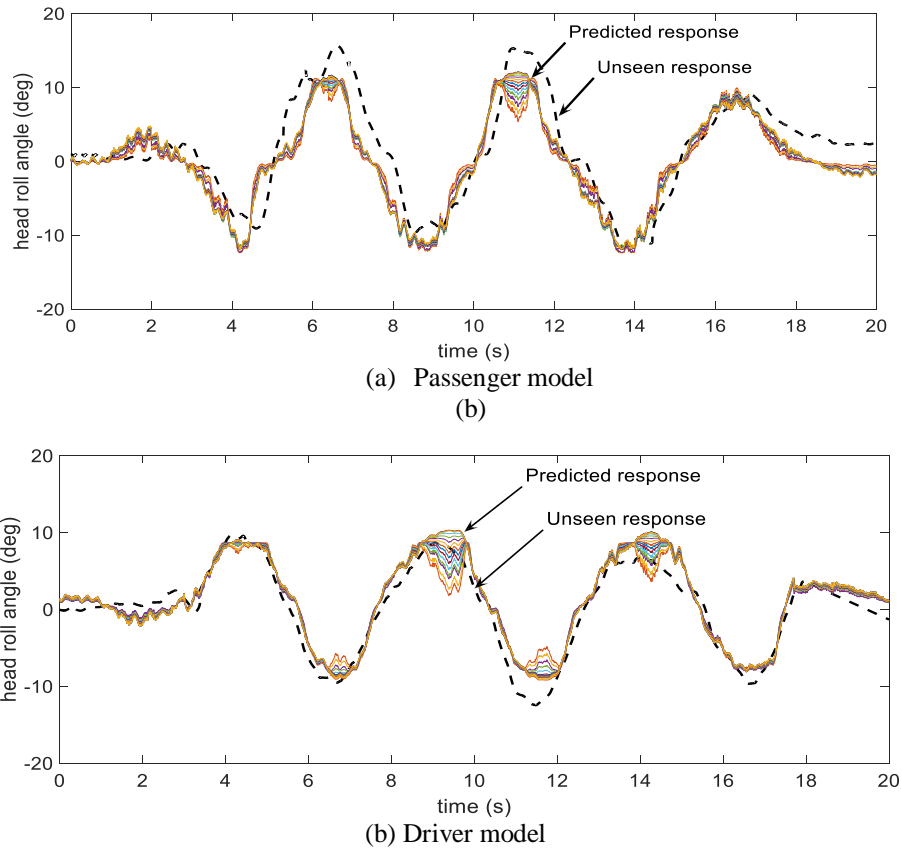


Figure 7. Comparison results between predicted and unseen responses

4. CONCLUSION

In MS studies, it is important to quantify the MS level of the occupants for detailed analysis and deep investigation. There are various methods available to measure MS such as through questionnaires, devices and mathematical models. In this study, a mathematical model namely 6-DOF SVC was assumed to be the best tool to measure MS due to its advantages. Head roll angle is one of the important elements to measure MSI using this model. In order to avoid the necessity of using sensors, it is compulsory to utilise a predictor to estimate the occupant’s head roll responses. Thus, this study proposed the implementation of RBFNN as a modelling method to develop head roll prediction model for the occupants. Results from regression, training and testing show that the RBFNN model succeeded in predicting the responses of the occupant’s head roll angle. For the future, it is expected that the RBFNN head roll prediction model can be applied in the MS mitigation field. In addition, to further investigate the generalisation ability of the developed models, they should be tested under different experiment scenarios such as different number of cones, different speeds and different distance between the cones.

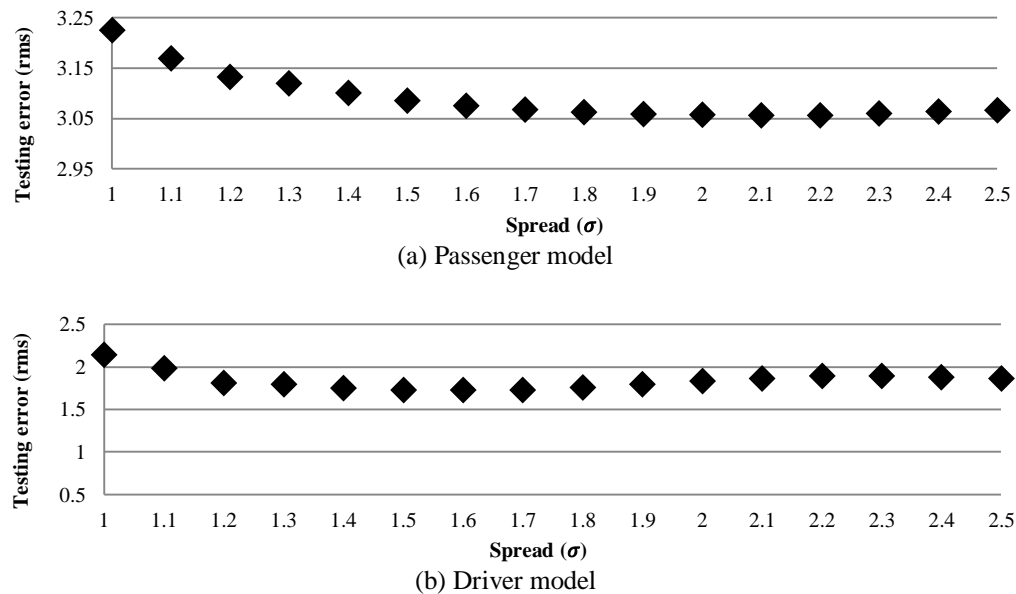


Figure 8. Testing error results

ACKNOWLEDGEMENTS

This work is funded by Universiti Teknologi Malaysia (UTM) Trans-Disciplinary Grant, UTM-TDR 9.4 (T2) of Vot No: 05G44.

REFERENCES

- [1] L. L. Zhang, et al., "Motion Sickness: Current Knowledge and Recent Advance," *CNS Neurosci. Ther.*, vol. 22, pp. 1-10, 2015.
- [2] T. Cepowski, "The prediction of the Motion Sickness Incidence index at the initial design stage," *Scientific Journals*, vol. 31, pp. 45-48, 2012.
- [3] M. L. H. Jones, et al., "Development of a Vehicle-Based Experimental Platform for Quantifying Passenger Motion Sickness during Test Track Operations," *SAE Tech. Pap. 2018-01-0028*, pp. 1-10, 2018.
- [4] O. X. Kuiper, et al., "Looking forward: In-vehicle auxiliary display positioning affects carsickness," *Appl. Ergon.*, vol. 68, pp. 169-175, 2018.
- [5] J. R. Lackner, "Motion sickness: More than nausea and vomiting," *Exp. Brain Res.*, vol. 232, pp. 2493-2510, 2014.
- [6] P. Green, "Motion Sickness and Concerns for Self-Driving Vehicles: A Literature Review," *Tech. Rep. UMTRI-2016*, Ann Arbor, MI Univ. Michigan Transp. Res. Institute., 2016.
- [7] J. Treleaven, et al., "Simulator sickness incidence and susceptibility during neck motion-controlled virtual reality tasks," *Virtual Real.*, vol. 19, pp. 267-275, 2015.
- [8] F. Koslucher, et al., "Sex differences in visual performance and postural sway precede sex differences in visually induced motion sickness," *Exp. Brain Res.*, vol. 234, pp. 313-322, 2016.
- [9] M. Klüver, et al., "The behavioral validity of dual-task driving performance in fixed and moving base driving simulators," *Transp. Res. Part F Traffic Psychol. Behav.*, vol. 37, pp. 78-96, 2016.
- [10] B. Keshavarz and H. Hecht, "Validating an efficient method to quantify motion sickness," *Hum. Factors J. Hum. Factors Ergon. Soc.*, vol. 53, pp. 415-426, 2011.
- [11] B. Aykent, et al., "The role of motion platform on postural instability and head vibration exposure at driving simulators," *Hum. Mov. Sci.*, vol. 33, pp. 354-368, 2014.
- [12] R. S. Kennedy, et al., "Research in visually induced motion sickness," *Appl. Ergon.*, vol. 41, pp. 494-503, 2010.
- [13] T. Wiederkehr and F. Altpeter, "Review of Motion Sickness Evaluation Methods and their Application to Simulation Technology," *Simpack*, pp. 12-15, 2013.
- [14] A. Scamardella and V. Piscopo, "Passenger ship seakeeping optimization by the Overall Motion Sickness Incidence," *Ocean Eng.*, vol. 76, pp. 86-97, 2014.
- [15] J. Karjanto, et al., "The effect of peripheral visual feedforward system in enhancing situation awareness and mitigating motion sickness in fully automated driving," *Transp. Res. Part F Traffic Psychol. Behav.*, vol. 58, pp. 678-692, 2018.
- [16] L. Ko, et al., "EEG-Based Motion Sickness Estimation Using Principal Component Regression," *Int. Conf. Neural Inf. Process.*, pp. 717-724, 2011.
- [17] C. T. Lin, et al., "Motion sickness estimation system," *Proc. Int. Jt. Conf. Neural Networks*, pp. 10-15, 2012.

- [18] C. T. Lin, et al., "EEG-based learning system for online motion sickness level estimation in a dynamic vehicle environment," *IEEE Trans. Neural Networks Learn. Syst.*, vol. 24, pp. 1689-1700, 2013.
- [19] T. Wada, et al., "Analysis of Driver's Head Tilt Using a Mathematical Model of Motion Sickness," *Int. J. Ind. Ergon.*, vol. 63, pp. 89-97, 2018.
- [20] C. Braccresi and F. Cianetti, "Motion sickness. Part I: development of a model for predicting motion sickness incidence," *Int. J. Hum. Factors Model. Simul.*, vol. 2, pp. 163, 2011.
- [21] C. Braccresi, et al., "Motion sickness. Part II: experimental verification on the railways of a model for predicting motion sickness incidence," *Int. J. Hum. Factors Model. Simul.*, vol. 2, pp. 188, 2011.
- [22] T. Wada, et al., "Can Passengers' Active Head Tilt Decrease the Severity of Carsickness?: Effect of Head Tilt on Severity of Motion Sickness in a Lateral Acceleration Environment," *Hum. Factors J. Hum. Factors Ergon. Soc.*, vol. 54, pp. 226-234, 2012.
- [23] T. Wada, et al., "A Mathematical Model of Motion Sickness in 6DOF Motion and Its Application to Vehicle Passengers," *Proc. 2nd Int. Symp. Digit. Hum. Model.*, pp. 1-6, 2015.
- [24] S. A. Saruchi, et al., "Modeling of Head Movements towards Lateral Acceleration Direction via System Identification for Motion Sickness Study," *Int. Conf. Inf. Commun. Technol.*, pp. 633-638, 2018.
- [25] S. A. Saruchi, et al., "Modelling of Occupant's Head Tilt Movement in Motion Sickness Study using Hammerstein-Wiener System," *Proc. 7th Int. Grad. Conf. Eng. Sci. Humanit.*, no. August, pp. 25-27, 2018.
- [26] S. A. Saruchi, et al., "Artificial Neural Network for Modelling of the Correlation between Lateral Acceleration and Head Movement in a Motion Sickness Study," *IET Intell. Transp. Syst.*, pp. 8, 2018.
- [27] J. Z. Zhu, et al., "Traffic volume forecasting based on radial basis function neural network with the consideration of traffic flows at the adjacent intersections," *Transp. Res. Part C Emerg. Technol.*, vol. 47, pp. 139-154, 2014.
- [28] M. Awad and I. Qasrawi, "Enhanced RBF neural network model for time series prediction of solar cells panel depending on climate conditions (temperature and irradiance)," *Neural Comput. Appl.*, pp. 1-12, 2016.
- [29] G. Wang, et al., "Application of the radial basis function neural network to the short term prediction of the Earth's polar motion," *Stud. Geophys. Geod.*, vol. 62, 2017.
- [30] D. Chen, "Research on Traffic Flow Prediction in the Big Data Environment Based on the Improved RBF Neural Network," *IEEE Trans. Ind. Informatics*, vol. 13, pp. 2000-2008, 2017.

APPENDIX

1. Based on Equation (2), the value of the centre point c , spread σ , weight w , and biases in the hidden layer and the output layer b_1, b_2 for the passenger's model are as follows:

$$c = \begin{bmatrix} -3.9402 \\ 3.7988 \\ -3.6039 \end{bmatrix}, \sigma = \begin{bmatrix} 2.1 \\ 2.1 \\ 2.1 \end{bmatrix}, w = \begin{bmatrix} 14.5623 \\ 11.6248 \\ -26.7979 \end{bmatrix}, b_1 = \begin{bmatrix} 0.3965 \\ 0.3965 \\ 0.3965 \end{bmatrix}, b_2 = [0.3340]$$

2. Based on Equation (2), the value of the centre point c , spread σ , weight w , and biases in the hidden layer and the output layer b_1, b_2 for the driver's model are as follows:

$$c = \begin{bmatrix} -2.5560 \\ 3.6721 \\ -0.6546 \end{bmatrix}, \sigma = \begin{bmatrix} 1.6 \\ 1.6 \\ 1.6 \end{bmatrix}, w = \begin{bmatrix} 8.6564 \\ -8.5897 \\ 0.8409 \end{bmatrix}, b_1 = \begin{bmatrix} 0.5203 \\ 0.5203 \\ 0.5203 \end{bmatrix}, b_2 = [-0.2521]$$

BIOGRAPHIES OF AUTHORS



Sarah 'A. Saruchi received her BEng in Mechanical and Aerospace engineering from Nagoya University, Japan. She then received her MPhil from the Malaysia-Japan International Institute of Technology, Universiti Teknologi Malaysia. Currently, she is pursuing her Ph.D. in vehicle control systems under the same institution. Her research interests include vehicle control systems and artificial intelligence.



Mohd Hatta Mohammed Ariff received his BEng. in Electronic and Electrical Engineering from the University of Liverpool, UK. Then, he received his MSc. in High Voltage Engineering from Universiti Putra Malaysia. He obtained his Ph.D. from Universiti Teknologi Malaysia in 2016. Currently, he is a senior lecturer in Universiti Teknologi Malaysia. His research interests mainly focus on advanced vehicle dynamic systems.



Mohd Ibrahim Shapiai received the degree in Telecommunication Engineering from Universiti Teknologi Malaysia, M. Eng in Electrical Engineering (Audio Signal Processing) from University of York, United Kingdom, and Ph. D degree in Electrical Engineering (Machine Learning) from Universiti Teknologi Malaysia, in 2004, 2007, and 2013 respectively. He is currently a Senior Lecturer of Malaysia-Japan International Institute of Technology, Universiti Teknologi Malaysia. His research interests include machine learning in various engineering applications.



Nurhafizzah Hassan received her BEng Electrical from Universiti Teknologi Mara, Malaysia. Then she received her MEng in Mechatronic and Automatic Control from Universiti Teknologi Malaysia. Currently, she is pursuing her Ph.D. in the machine learning field at the same university. Her research interests include artificial intelligence and control systems.



Nurbaiti Wahid received her BEng Electrical, MEng and Ph.D from Universiti Teknologi Malaysia. Currently, she is senior lecturer in Universiti Teknologi Mara, Malaysia. Her research interests involve vehicle dynamic system, motion planning and automated vehicle control system.



Noor Jannah Zakaria received the B. E. degree in Electronic System Engineering from the Malaysia-Japan International Institute of Technology, Universiti Teknologi Malaysia, Kuala Lumpur, Malaysia, in 2017. She is currently pursuing the master's degree with the Malaysia-Japan International Institute of Technology, Universiti Teknologi Malaysia. Her research interests include Artificial Intelligence and Object Detection.



Mohd Azizi Abdul Rahman received his B.Eng. (Hons) in Electrical Engineering (Liverpool University, UK), M.Sc in Control and Automation (Universiti Putra Malaysia), and Ph.D in Functional Control System (Shibaura Institute of Technology, Japan). Currently, he is a senior lecturer in Universiti teknologi Malaysia. His research interests includes Systems Modelling and Simulation, Tools Integration and Software Design, Mobile Robotic Navigation.



Hairi Zamzuri received his BEng in Control Systems and his Master of Electrical Engineering from Universiti Teknologi Malaysia. He then received his Ph.D. in artificial intelligence and control design from Loughborough University, UK. Currently, he is an Associate Professor in Universiti Teknologi Malaysia. His research interests are vehicle dynamic control and robotics.