

Fuzzy Cognitive Maps Based Game Balancing System in Real Time

Patel Kalpana Dhanji¹, Santhosh Kumar Singh²

¹ Research Scholar, Information Technology, AMET University, Chennai

² Department of Computer Science, Tagore College of science and commerce, Mumbai

Article Info

Article history:

Received Oct 21, 2017

Revised Dec 29, 2017

Accepted Jan 20, 2018

Keywords:

Real-time Strategy

Game Difficulty Balancing

Fuzzy Cognitive Maps

ABSTRACT

Players may stop playing a picked amusement sooner than anticipated for some reasons. A standout amongst the most vital is identified with the way amusement planners and designers adjust diversion challenge levels. Practically speaking, players have distinctive ability levels and may discover common foreordained troublesome levels as too simple or too hard, getting to be noticeably disappointed or exhausted. The outcome might be diminished inspiration to continue playing the diversion, which implies decreased engagement. A way to deal with alleviate this issue is dynamic amusement trouble adjusting, which is a procedure that alters diversion play parameters progressively as indicated by the present player aptitude level. In this paper we propose a constant answer for DGB utilizing Evolutionary Fuzzy Cognitive Maps, for progressively adjusting a diversion trouble, giving a very much adjusted level of test to the player. Transformative Fuzzy Cognitive Maps depend on ideas that speak to setting diversion factors and are connected by fluffy and probabilistic causal connections that can be refreshed progressively. We talk about a few re-enactment tries that utilization our answer in a runner sort amusement to make all the more captivating and dynamic diversion encounters.

Copyright © 2018 Institute of Advanced Engineering and Science.
All rights reserved.

Corresponding Author:

Patel Kalpana Dhanji,
Research Scholar, Information Technology,
AMET University,
Chennai.

1. INTRODUCTION

Diversion play in computerized recreations includes a few components, for example, activities and difficulties that players must embrace to finish amusement exercises. An amusement planner may change the diversion mechanics to make challenges simpler or harder to comprehend, giving predefined trouble levels, for example, "simple", "ordinary", and "hard". Nonetheless, these modifications are static and might be made in light of a discretionary benchmark, which is not appropriate for all clients.

Practically speaking, players have diverse ability and experience levels and may discover foreordained troublesome levels as "too simple" or "too hard", getting to be noticeably disappointed or exhausted. The outcome might be diminished inspiration to continue playing the amusement, which implies lessened engagement.

An answer for adapt to these issues is to progressively change the diversion trouble levels as indicated by the present playing setting, which incorporates observing player activities, mistakes, and execution in the amusement. The writing alludes to arrangements in light of this thought as "dynamic diversion trouble adjusting and "dynamic trouble alteration (DDA)". There are a few works that approach DGB and related issues. For instance Tijs and co-creators [1] proposed to adjust trouble levels utilizing the player's passionate state. Be that as it may, the work by Tijs and co-creators [1] shows a few downsides. Initially, their approach needs to get some information about his/her passionate state amid the amusement.

Also, their approach does not have a legitimately useful basic leadership framework. In another related work, Hunicke [2] analyzed how dynamic trouble alteration influenced player advance while leading analyses that controlled free market activity of different things in the amusement. Vasconcelos de Medeiros [3] proposed a static level adjusting, in light of the input of genuine gaming encounters. This approach is fascinating in light of the fact that the trouble level is displayed utilizing genuine information (rather than utilizing an irregular and subjective gauge). Be that as it may, this arrangement is not dynamic and the trouble levels continue as before amid the whole amusement.

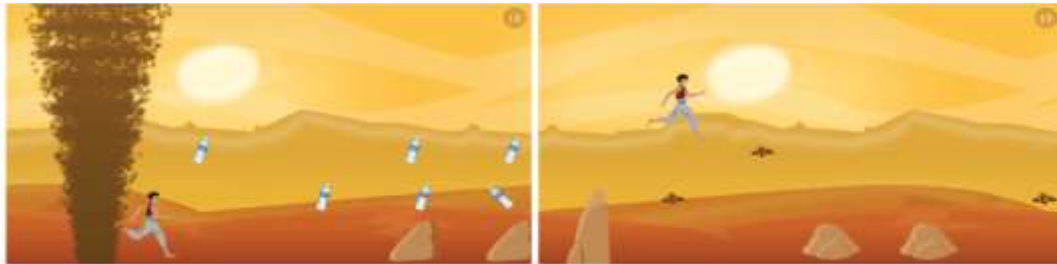


Figure 1. Time Over Game

In this paper, we propose a technique to change the trouble levels powerfully and continuously, which depends on player association data, setting factors, and Evolutionary Fuzzy Cognitive Maps. Player cooperations contains essential activities in an amusement, for example, "hopping", "eating", and "running", characterized in the diversion configuration organize. Setting factors are identified with diversion state and Salen and Zimmerman [4] characterize "amusement state" as the present state of the diversion at any given minute. Consider for instance a Soccer Game. In its amusement state components we could locate the accompanying setting factors: the half time being played, the rest of the time, group data, current score and current climate conditions.

Transformative Fuzzy Cognitive Map (E-FCM), is a displaying instrument, proposed by [5],[6], in view of Fuzzy Cognitive Maps, with the distinction that in E-FCM each state is developing in light of non-deterministic outside causalities progressively. Our approach makes an E-FCM in view of diversion setting factors, which is later changed to incorporate player communications, for example, hop, eat and run; which depend of the amusement outline. The E-FCM refreshes all setting factors progressively relying upon player communications, which changes the amusement trouble levels while a diversion session is going on. We utilize E-FCMs on the grounds that they are effective apparatuses to help with thinking and basic leadership forms. The writing gives cases of utilizing E-FCMs in a few unique zones, for example, political emergency administration and political basic leadership [7] and intelligent narrating [6]. An outcome of periodized small side games with and without mental imagery on playing ability among intercollegiate level soccer players explained in [8]. Review of cognitive radio Network is also shows the [9].

2. EVOLUTIONARY FUZZY COGNITIVE MAP

Displaying a dynamic framework can be hard in a computational sense. Furthermore, planning a scientific model might be troublesome, exorbitant and at times even unimaginable. These methodologies offer the upside of evaluated results yet endure a few disadvantages, for example, the prerequisite to have particular learning outside the area of premium A comparative study between visibility-based roadmap path planning algorithms [10]. Fluffy Cognitive Maps are a subjective option way to deal with dynamic frameworks, where the gross conduct of a framework can be watched rapidly and without the administrations of operations inquire about master. In the Evolutionary Fuzzy Cognitive Maps each state is advancing in light of nondeterministic outside causalities continuously. E-FCM is developed with two principle parts: ideas and causal connections. Concept (C), which represents a variable of interest in a real-time system and is expressed as a tuple:

$$C = (S, T, P_s) \quad (1)$$

Where, S denotes the state value of the concept. T is the evolving time for the concept, representing a multiple of a fixed time slice t_0 and P_s is the probability of self mutation.

Causal relationship (R), which represents the strength and probability of the causal effect from one concept to another concept. It is defined as a tuple:

$$R = (W, s, P_m) \tag{2}$$

Where W is the weight matrix of the causal relationship, $W_{ij} \in [0, 1]$. S denotes whether the causal relationship is either positive (+) or negative (-). P_m is the probability that the causal concept affects the result concept C . Fuzzy causal relationships for a system with n variables can be represented as a $n \times n$ weight matrix W :

$$W = \begin{pmatrix} w_{11} & w_{12} & \dots & w_{1n} \\ w_{21} & w_{22} & \dots & w_{2n} \\ \vdots & \vdots & \dots & \vdots \\ w_{i1} & w_{ij} & \dots & w_{in} \\ \vdots & \vdots & \dots & \vdots \\ w_{n1} & w_{n2} & \dots & w_{nn} \end{pmatrix} \tag{3}$$

For a system with n variables, the mutual causal probability can be represented as a $n \times n$ matrix P_m :

$$P_m = \begin{pmatrix} p_{11} & p_{12} & \dots & p_{1n} \\ p_{21} & p_{22} & \dots & p_{2n} \\ \vdots & \vdots & \dots & \vdots \\ p_{i1} & p_{ij} & \dots & p_{in} \\ \vdots & \vdots & \dots & \vdots \\ p_{n1} & p_{n2} & \dots & p_{nn} \end{pmatrix} \tag{4}$$

Different concepts might have different evolving times. For a system with n variables, it can be represented as a vector T :

$$T = \begin{pmatrix} t^1 \\ t^2 \\ \vdots \\ t^i \\ \vdots \\ t^n \end{pmatrix} \tag{5}$$

Besides the causal effects from others concepts, each concept will also alternate its internal state randomly in real time. Each concept is modelled with very small mutation probability. If the probability is high, the system would become very unstable. For a system with n variables it can be represented as a vector P_s :

$$P_s = \begin{pmatrix} p_s^1 \\ p_s^2 \\ \vdots \\ p_s^i \\ \vdots \\ p_s^n \end{pmatrix} \tag{6}$$

The concepts in the system update their states in their respective evolving time. The state value of concept C_i is updated according to the following equations:

$$\Delta S_i^{t+T} = f(k_1 \sum_{j=0}^n \Delta S_j^t w_{ij} + k_2 \Delta S_i^t) \tag{7}$$

$$S_i^{t+T} = S_i^t + \Delta S_i^{t+T} \tag{8}$$

Where f is the activation function to regulate the state value. S_i^t is the state value of concept C_i at time t . ΔS_i^t is the state value change of concept C_i at time t . T is the evolving time of concept C_i to update its value. Different concepts may have different evolving times. The k_1 and k_2 values are two weight constants. The summation $\Delta S_j^t w_{ij}$ is subjected to conditional probability P_m^j , and ΔS_i^t is subjected to self-mutation probability P_s .

3. EXPERIMENTS AND RESULTS

So as to tentatively approve our model, we built up the Time over diversion. Time Over is a runner sort diversion where a young fellow escapes from a twister to spare himself. Figure 1 outlines some screenshots of Time Over amusement. In a preparatory adaptation, the amusement had just two setting factors: score and speed. The diversion computes the score variable as per the quantity of things that a player gathers. The speed variable has consistent incentive in the diversion. Afterward, we added more setting factors to enhance amusement play, considering perspectives, for example, player tiredness, totalling six factors:

- 1) Stamina: represents the player's energy, which increases as the player collects more items in the game.
- 2) Speed: represents the player's speed, which relates to stamina. Speed decreases over time to simulate the player character's tiredness.
- 3) Obstacle type: there are three types of obstacles: easy, default, and hard. These types represent how difficult the obstacles are.
- 4) Obstacle period: represents the period (time interval) that the game uses to insert obstacles in the game scene.
- 5) Item type: there are two types of collectible items in the game: water bottle and seeds. Both items increase player stamina, but water bottles provide more stamina than seeds.
- 6) Item period: represents the period (time interval) that the game uses to insert collectible items in the game scene.

Every setting variable is a fluffy esteem, standardized to the scope of [0,1]. The mean of every variable esteem relies on upon particular diversion plans. For effortlessness we characterized impediment sort as mapping the real estimation of obstruction sort to theoretical "simple", "default", and "hard" trouble hindrance levels. The "simple" trouble level maps to the scope of [0,0.33], the "default" trouble level maps to [0.34,0.66] and the "hard" level maps to run [0.66,1]. The Item sort as mapping the real estimation of thing sort to calculated "water" and "seeds". The water thing appears to the range [0,0.5]. The seed thing appears to the range [0.6,1]. We relate every setting variable to the accompanying ideas:

- C1: Stamina.
- C2: Speed.
- C3: Obstacle type.
- C4: Obstacle period.
- C5: Item type.
- C6: Item period.

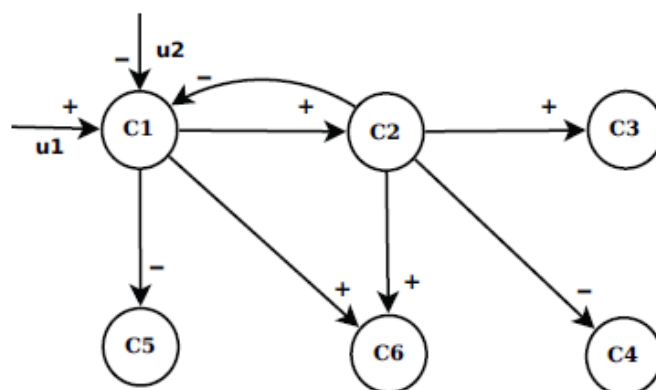


Figure 2. The E-FCM Model for Time Over Game

Figure 3 shows the last Time Over's E-FCM model, C_i , $i \in [1,6]$ speaks to every setting variable, marked bolts speak to causal connections between setting factors. A positive sign, implies positive causal relationship and negative sign implies negative relationship. Table 1 outlines the probabilistic weight network W of causal connections, which are resolved either from a specialist information or learnt from a learning base; as the model intended for this amusement is basic, the weights were given by the diversion planner. The framework P_m is a ones grid since we consider the likelihood that an idea C_i influencing another idea C_i is one.

Table 1. Probabilistic Weight Matrix W of the Casual Relationship

W_{ij}	C_1	C_2	C_3	C_4	C_5	C_6
C_1	0	1	0	0	-1	0.1
C_2	-0.1	0	1	-1	0	0.06
C_3	0	0	0	0	0	0
C_4	0	0	0	0	0	0
C_5	0	0	0	0	0	0
C_6	0	0	0	0	0	0

The enactment work chosen for the examinations was the strategic capacity, on account of the delicate limit. This implies the consequence of strategic relapse can be deciphered as the likelihood of watching certain reaction and likelihood ought to be a number in the vicinity of 0 and 1, comprehensive. Keeping in mind the end goal to model player associations with the E-FCM, we added two bolts to the E-FCM show. The u_1 bolt, speaks to the stamina that the player earned by gathering things. The u_2 bolt speaks to stamina misfortune. The stamina esteem diminishes always. We utilize the "diversion outline" as the time unit. In such manner, we consider that time develops as the diversion outline succession advances. We refresh the six setting factors each edge, as per the developing time T.




Figure 3. E-FCM Simulation 1 in TimeOver Game

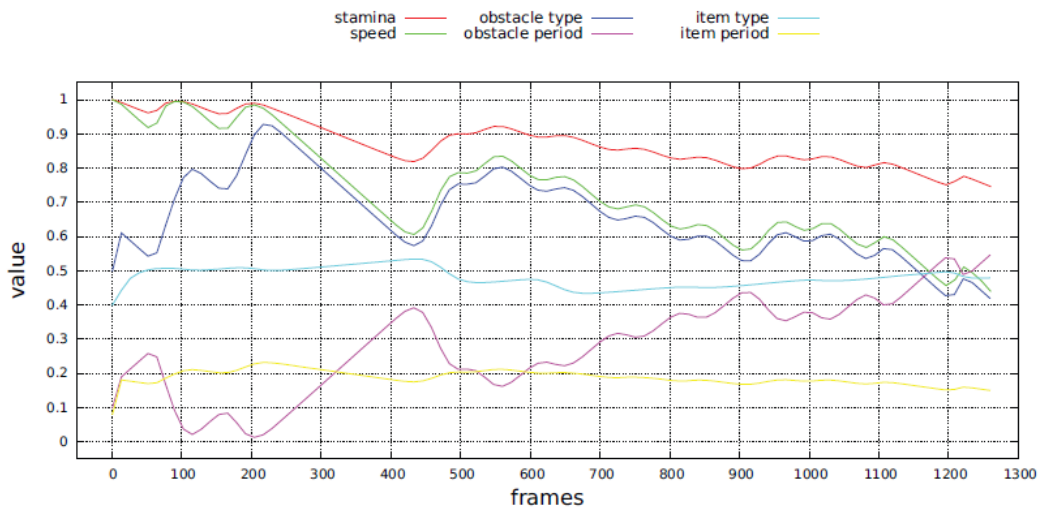


Figure 4. E-FCM Simulation 2 in Time Over Game T = (1 1 1 1 1 1)

The qualities in T signify the time interim in which a variable is refreshed. For instance, an estimation of 1 implies that a variable is refreshed each edge. An estimation of 2 implies that a variable is refreshed each two edges, et cetera. For Time Over diversion, because of its straightforwardness, we dole out the estimation of one to all setting factors in T. In different settings, when it is required that diverse setting factors are refreshed non concurrently, every setting variable must have its particular advancing time. For instance, to demonstrate the consider of rain an environment, the advancing time of the rain could be 10 on

the off chance that we need to indicate that the rain component is refreshed each 10 to outline. The underlying estimations of the six setting factors are:

$$S_0 = (1 \ 0.5 \ 0.1 \ 0.4 \ 0.09)$$

Figures 3, 4, 5, 6 and 7, represent the after effects of ongoing reproductions that we planned and directed to test the conduct of our E-FCM display. Each figure outlines the setting factors in each diversion outline. Given the underlying setup S_0 , we expected that in the reproductions, the setting factors change as the player collaborate along the diversion. Each figure outlines the setting factors in each diversion outline, exhibiting that all recreations carried on as we anticipated.

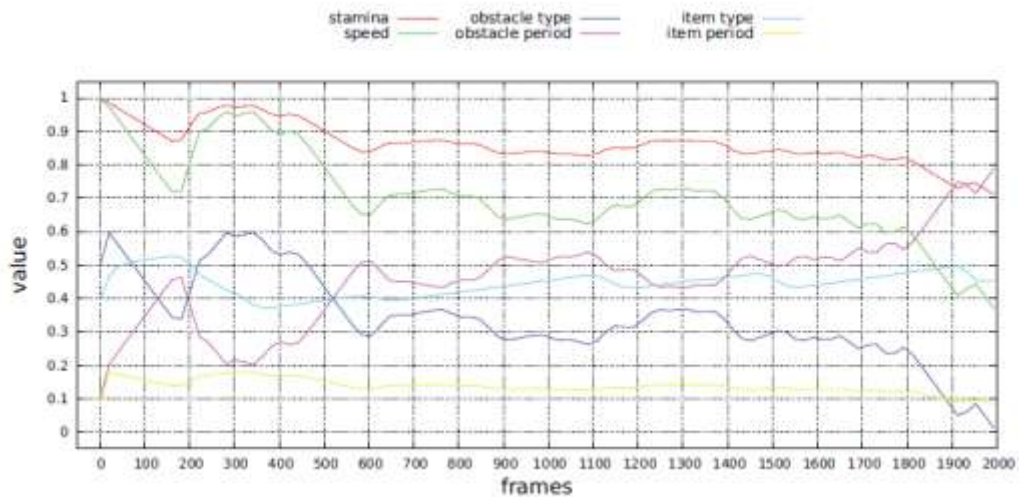


Figure 5. E-FCM Simulation 3 of Time over Game

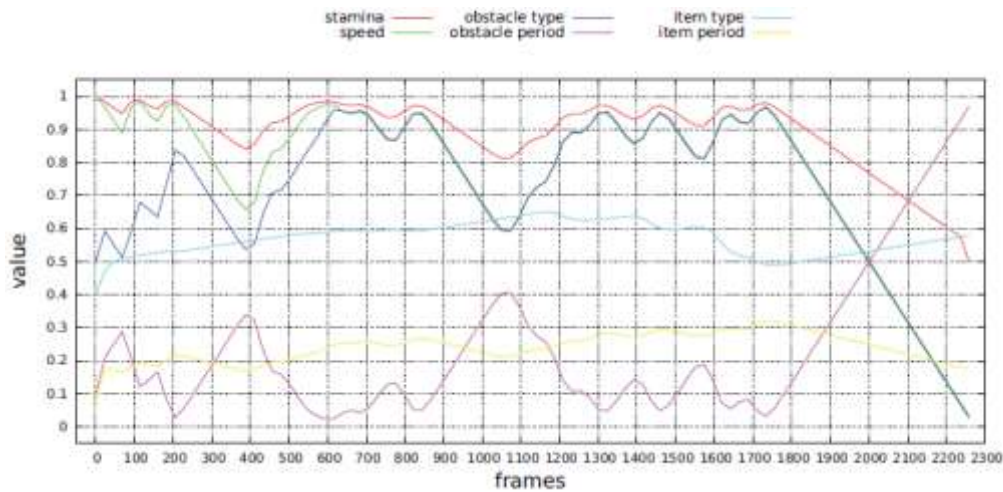


Figure 6. E-FCM Simulation 4 of Time over Game

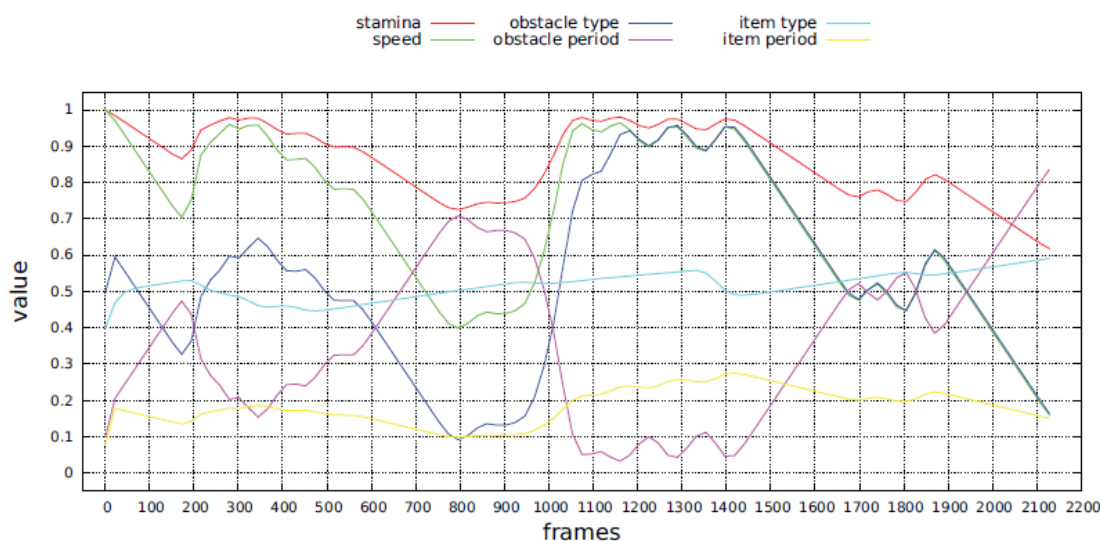


Figure 7. Simulation 5 of Time over Game

4. RESULT AND DISCUSSION

The player actions of eating more or fewer items are reflected in the increase and decrease of the stamina value. The items period is proportional to the stamina, but its curve is softer since there is less stamina and the items period is shorter, ensuring that the player will have items to eat, in order to increase his stamina value and, therefore, increase his speed value. The item type is inversely proportional related to the stamina value because of the impact of items when the value of stamina is low: it must be higher so that the stamina value can be increased. Due to these changes, which affect directly to the actions of eating or not the items, the context variables tend to present peak.

5. CONCLUSION

We watched that altering the E-FCM delivered the coveted result, as the player plays the amusement; our technique could change the trouble levels powerfully utilizing the setting factors and player connection as data sources. Subsequently, we infer that the proposed technique is proficient and is versatile to the player needs progressively, enhancing the amusement play involvement.

REFERENCES

- [1] T. Tijs, *et al.*, "Dynamic game balancing by recognizing affect. Fun and games," pp. 88-93, 2008.
- [2] R. Hunicke, "The case for dynamic difficulty adjustment in games," in *Proceedings of the 2005 ACM SIGCHI International Conference on Advances in computer entertainment technology*, pp. 429-433, 2005.
- [3] R. J. V. de Medeiros dan T. F. V. de Medeiros, "Procedural Level Balancing in Runner Games," in *Computer Games and Digital Entertainment (SBGAMES), IEEE, 2014 Brazilian Symposium on*, pp. 109-114, 2014.
- [4] K. Salen and E. Zimmerman, "The game design reader: A rules of play anthology," MIT press, 2006.
- [5] Y. Cai, *et al.*, "Context modeling with evolutionary fuzzy cognitive map in interactive storytelling," in *IEEE World Congress on Computational Intelligence. IEEE International Conference on*, pp. 2320-2325, 2008.
- [6] Y. Cai, *et al.*, "Creating an immersive game world with evolutionary fuzzy cognitive maps," *IEEE computer graphics and applications*, vol/issue: 30(2), pp. 58-70, 2010.
- [7] A. S. Andreou, *et al.*, "Evolutionary fuzzy cognitive maps: A hybrid system for crisis management and political decision making," 2003.
- [8] A. M. Kumar, "An outcome of periodized small side games with and without mental imagery on playing ability among intercollegiate level soccer players," *Indian Journal of Science and Technology*, vol/issue: 8(36), 2015.
- [9] B. Thangalakshmi and G. T. Bharathy, "Review of cognitive radio Network," *IJMSR*, 2015.
- [10] L. Lulu and A. Elnagar, "A comparative study between visibility-based roadmap path planning algorithms," *Intell. Robot. Syst.*, 2005.